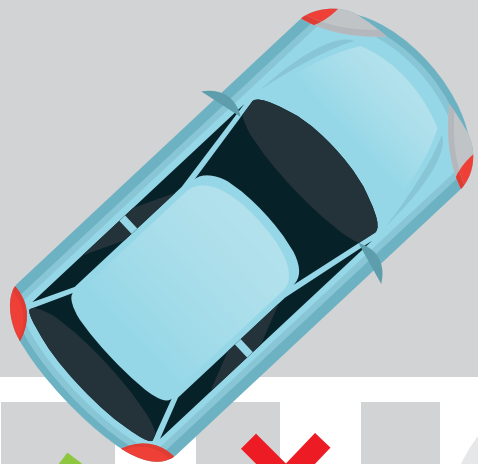


PEOPLE BIKING: RIDE RIGHT



AVOID THE RIGHT HOOK

Position yourself closer to the center of the right lane when traveling through an intersection

CHANGING LANES

Move one lane at a time until you are in the lane farthest to the right that allows a legal turn to where you are going.

LOOK BEHIND YOU

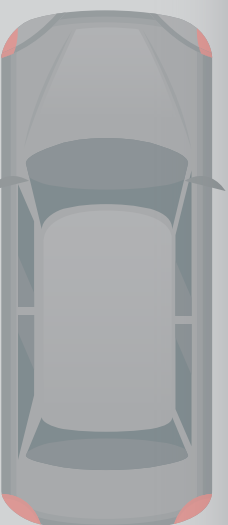
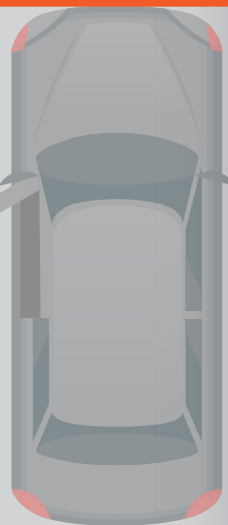
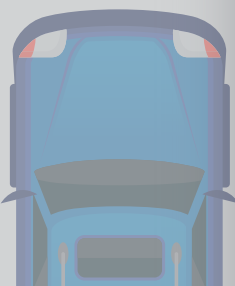
Make sure to look over your shoulder each time before signalling or changing lanes.

AVOID THE DOOR ZONE

Ride three feet away from parked cars. Watch for drivers in parked cars who might open their doors without looking.

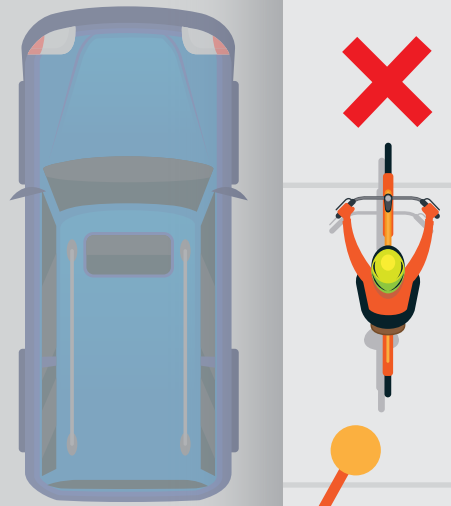

RIDING TWO ABBREAST

Riding side by side, is permitted on any street as long as the other traffic is not impeded.




NO WRONG WAY RIDING

Never ride against traffic. It is very dangerous and illegal.



DON'T RIDE ON SIDEWALKS

It is less safe for adults to bike on the sidewalk and is illegal in many communities. Ride in the street and check your local ordinance.



AVOID THE LEFT HOOK

Watch out for cars turning left across your path when riding straight through intersections.



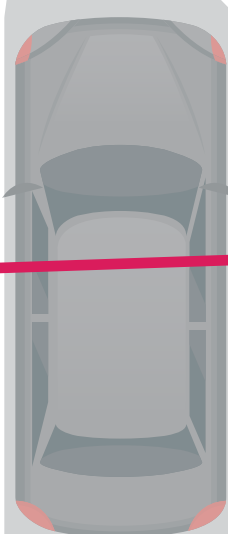

OBEY TRAFFIC SIGNALS

Cyclists must stop at all signals and stop signs.



BIKE BOX

A designated area in front of the traffic lane at a signalized intersection which provides bicyclists with a safe and visible space to get ahead of vehicle queues and clear the intersection quickly upon a green light.



RIDE PREDICTABLY

Do not weave in and out of traffic, bike lanes, or parked cars.



**WISCONSIN
BIKE FED**

wisconsinbikefed.org

187 E. Becher St. Suite B
Milwaukee, WI 53207

